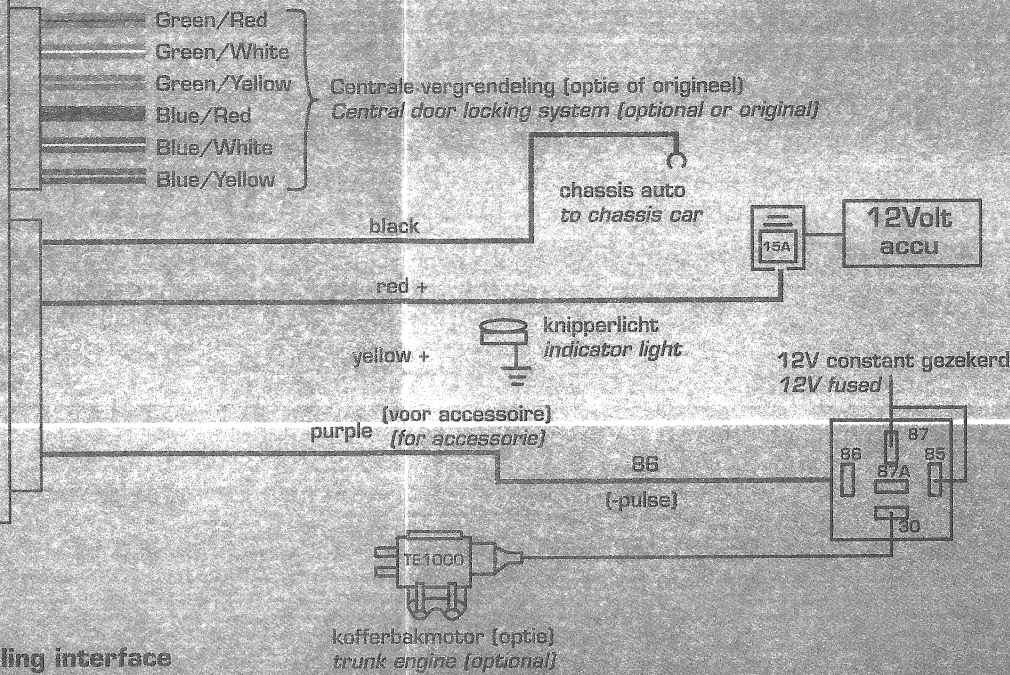

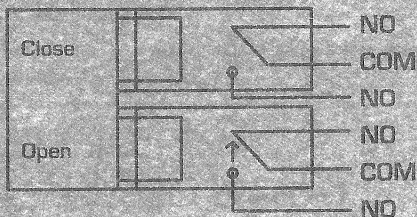


AUTO-STYLE

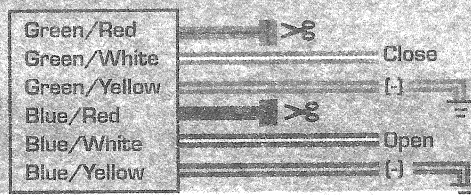
Control Unit 166F



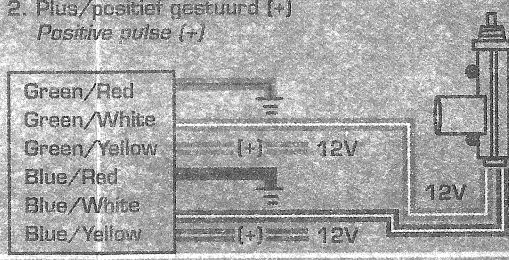
Centrale vergrendeling interface Central door locking interface



2. Plus/positief gestuurd (+)
Positive pulse (+)



1. Massa negatief gestuurd (-)
Negative pulse (-)



3. Motor/schakelaar gestuurd
Engine/ switch pulse

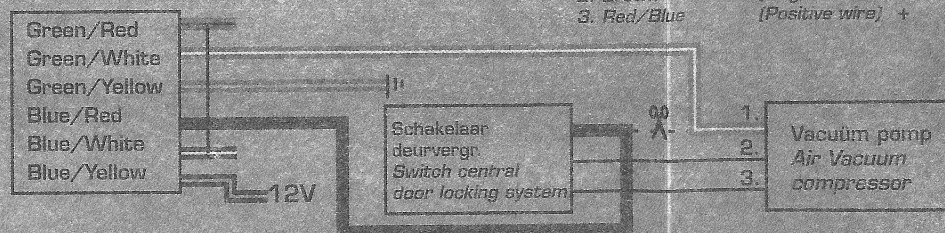
(AUDI) 100
(MERCEDES BENZ) met vacuümsysteem
with vacuumcompressor

Bedradingkleuren vacuüm-centrale vergrendelingsystemen

1. Groen/Blauw (Hoofddraad) ○
2. Bruin (Negatieve draad) -
3. Rood/Blauw (Positieve draad) +

Wire colors air vacuum compressor

1. Green/Blue (Main wire) ○
2. Brown (Negative wire) -
3. Red/Blue (Positive wire) +



P.s. De hoofddraad zal geschakeld worden naar 'plus' of 'massa' bij openen en sluiten
The main wire will be connected to 12V or ground while opening and closing