



FlamingRiver.com

800 Poertner Drive
Berea, OH 44017 USA

Telephone: 440-826-4488

Fax: 440-826-0780

TOLL FREE

Telephone: 1-800-648-8022

Fax: 1-800-243-5263


Office Hours: 8:30AM — 5:00PM EST, Monday — Friday

P/N: 102566, Rev A



Hazard Kit Wiring Diagram

Part No. FR20118-1

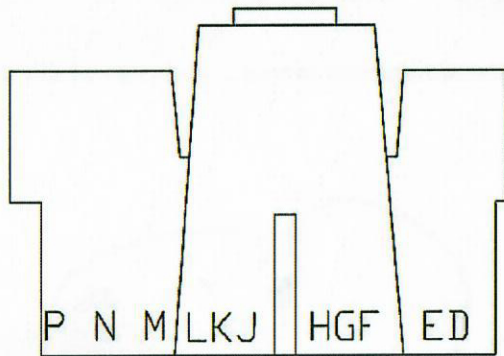


The Hazard Kit (FR20118-1) is the perfect fit for any owner looking to add hazard light (4-way flasher) functionality to their classic vehicle! The 4-1/4" female connector connects directly to the wiring harness on Flaming River's Tilt Columns. This kit includes one female connector, 12V flasher, 15A fuse, and seven spare crimp terminals to plug in additional wires to the provided connector.

Visit FlamingRiver.com for Tech Tips or call 1-800-648-8022 if additional assistance is required, we are happy to help!

P/N: 102566, Rev A

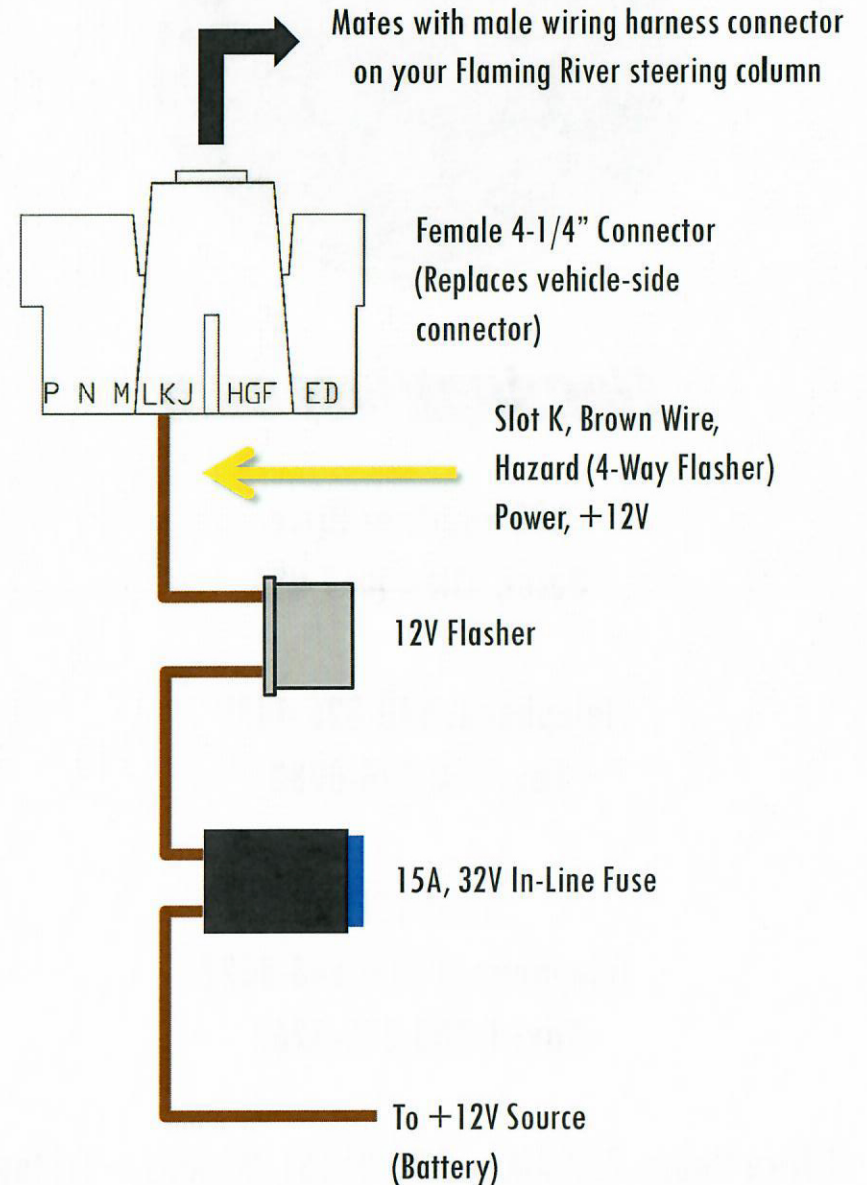
Female 4-1/4" Connector Pin-Out



Letter	FR Wire Color	Function	Your Vehicle's Wire Color
G	Black	Horn (+12V)	
H	Light Blue	Left Front Turn Signal	
J	Blue	Right Front Turn Signal	
K	Brown	Hazard Power (+12V)	
L	Purple	Turn Signal Power, Main (+12V)	
M	Yellow	Left Rear Turn Signal	
N	Green	Right Rear Turn Signal	
P	White	Brake Light Power (+12V)	

P/N: 102566, Rev A

FR20118-1 Hazard Kit Wiring Diagram



P/N: 102566, Rev A